Clearly Glass

custom glass installations

Stairs
quoting guide

www.clearlyglassltd.co.uk

Information we need to give you a quote

SIZES

Approximate size (width x height) of **each section** required

Example sketch on next page

www.clearlyglassltd.co.uk/glass-finishes/

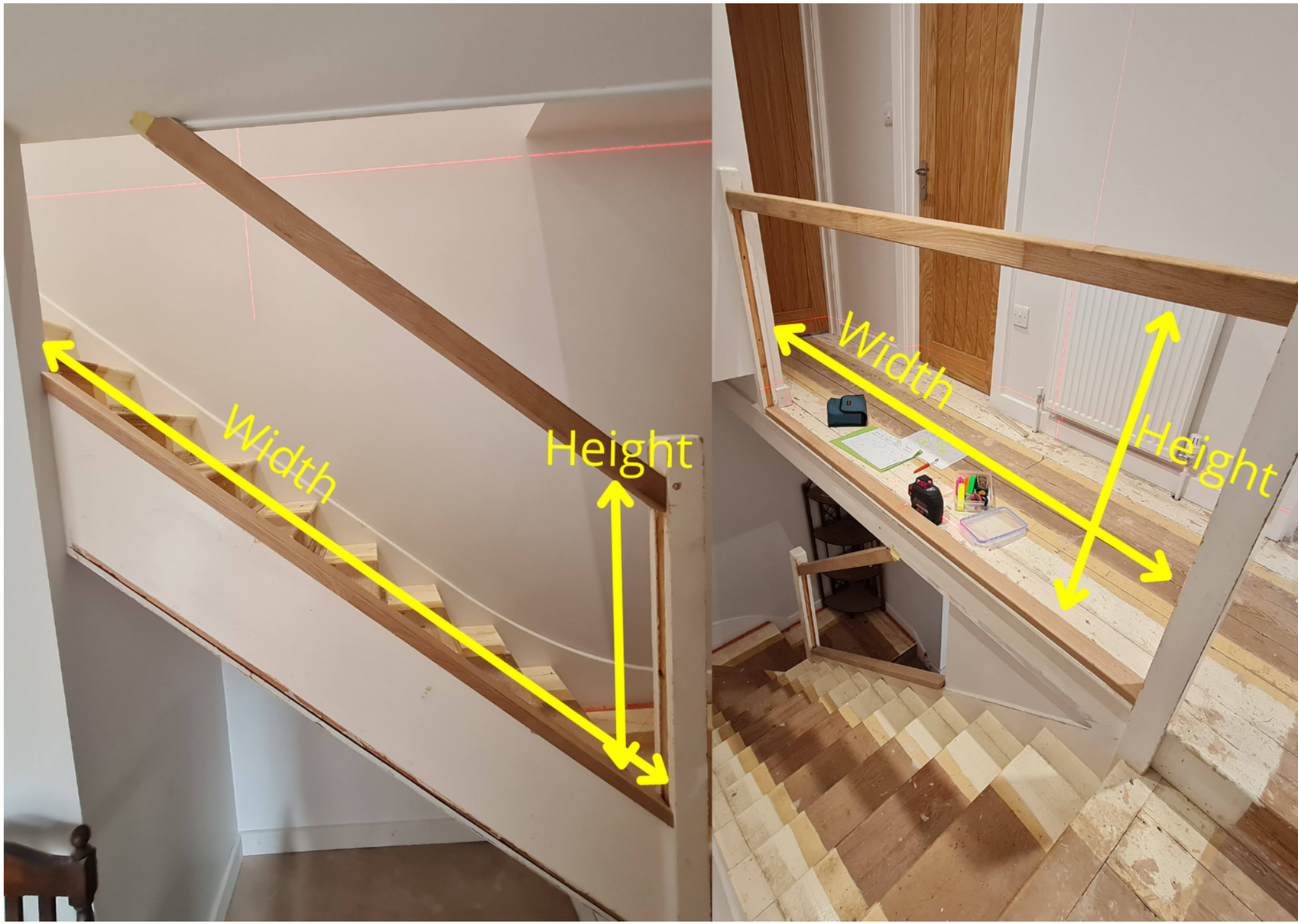

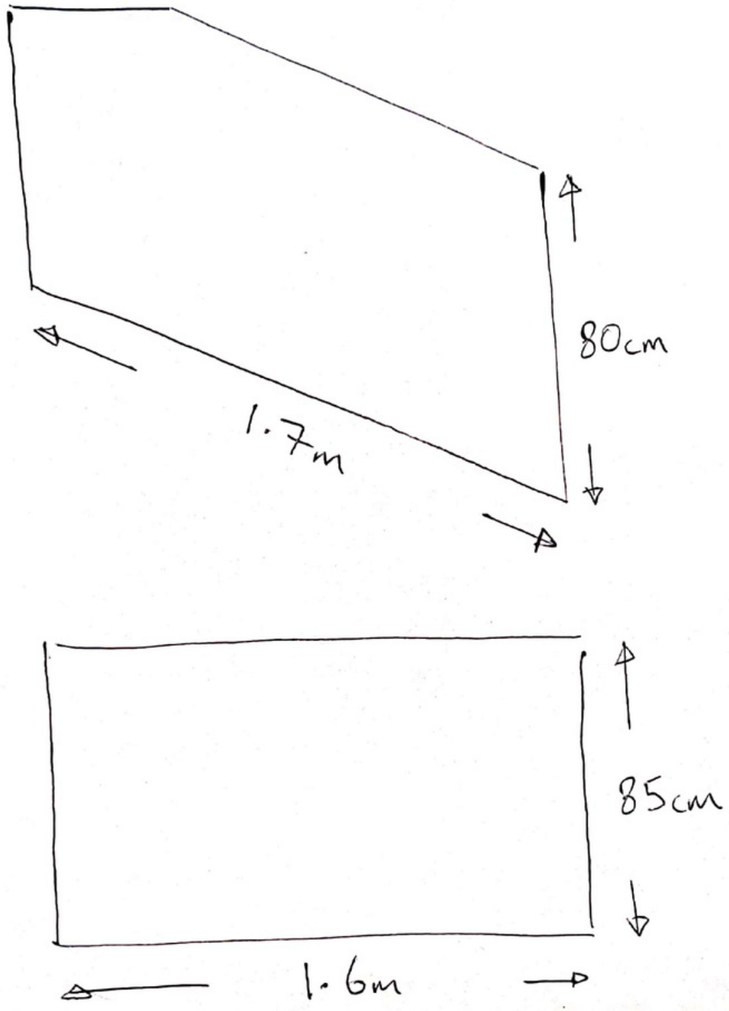

DRAWINGS

A rough sketch and some sizes of each section is the best way for us to be able to give you a quote **(we will take accurate sizes during our survey if you choose to proceed).**

PHOTOS

If possible please also provide photo's as this helps with quoting and understanding the sizes/sketch.



Email info to info@clearlyglassltd.co.uk

Our process

01

You provide us with approximate sizes in order to give you an initial estimate

02

If you are happy with the estimate we will arrange a survey to take detailed measurements

03

Following our survey we will finalise your quote and take a 50% deposit if you are still happy to proceed

04

Your glass will be put into production and we will be in touch with a provisional installation date

05

Your glass will be installed and then your 50% balance invoice will be issued

Clearly Glass
custom glass installations

Contact details

WEBSITE

www.clearlyglassltd.co.uk

PHONE

01395 488160

EMAIL ADDRESS

info@clearlyglassltd.co.uk